

**External dimension (mm):** 500x400x350  
**Total weight (kg):** 4,5  
**Capacity (lt):** 60  
**Composition:** 100% polyethylene + steel elements  
**Quantity per pallet (pcs):** 20<sup>(1)</sup>/ 24<sup>(2)</sup>  
**Loaded pallet weight (kg):** 110<sup>(1)</sup>/ 130<sup>(2)</sup>  
**Loaded pallet size (cm):** 120x80x195<sup>(1)</sup>/ 120x80x230<sup>(2)</sup>

<sup>(1)</sup>Van / <sup>(2)</sup>Full Truck

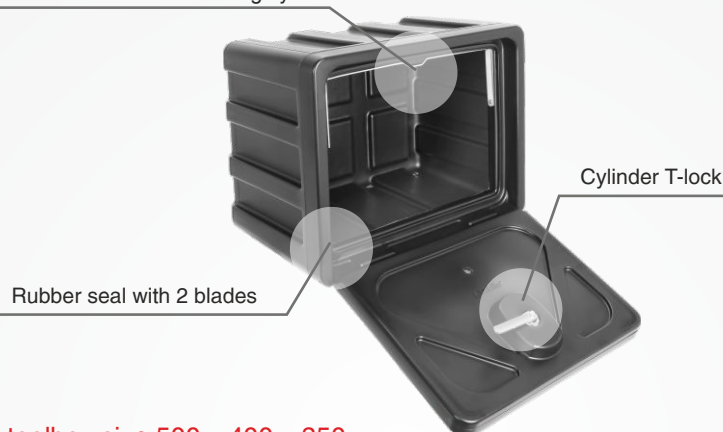


### Standard equipment

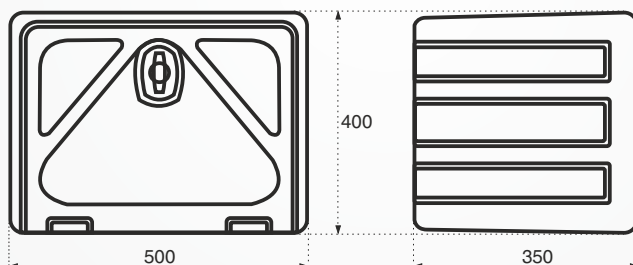
Handle and T-lock with a one point bolt  
Reinforcement of the locking system on the box  
Steel hinges  
EPDM rubber seal

### Characteristics

Additional reinforcement of the locking system



### Technical drawing - toolbox size 500 x 400 x 350




### Mounting kit recommended

Mounting kit U-type: 750000

Mounting kit R-type: 750003

Mounting kit L-type: 710005



### Spare parts

Handle: Z/03

Rubber seal: S1911

Cover to the Lock: Z/01-B

### Quality

Toolboxes **Stabilo®-box** have been tested by **TÜV Rheinland** based on EU Directive 89/297/EEG and by **PIMOT** regarding ECE Regulation No 73, with a positive result. Optimal toolbox payload depends on the type of mounting kit used.